

PLASTBOAT

MILTECH



MULTI PURPOSE PROFESSIONAL BOATS
HOUSEBOAT, WORKBOAT, PASSENGER, AGENCY,
PATROL, CREW, PILOT, FIRE & RESCUE, TENDER





ABOUT US



Plastboat is a specialized manufacturer dedicated to tailor-made boat production, ensuring that each vessel meets the unique needs and expectations of our clients. Our production range 5 meters to 20 meters in length. We build high-quality HDPE (High-Density Polyethylene) boats for various type, including:

WORKBOAT
PASSENGER
FIRE & RESCUE

PATROL
FAST CREW
HOUSEBOAT

PILOT
TENDER
AGENCY

RESEARCH
SURVEY
TOUR BOATS

Operating from our 1,500 sqm closed factory in Istanbul's Tuzla Deri Organized Industrial Zone, we utilize advanced technology and expertise to produce durable, safe, and sustainable vessels.

Our founder leads two well-established companies in the logistics and maritime sectors: Plastboat Denizcilik and IstanbulPark Transport. These family-run businesses have been successfully operating for over 20 years, consistently delivering high-quality products and services.



THIS IS OUR VISION

Our vision is to provide industry-leading maritime solutions by designing and delivering products that prioritize safety, durability, efficiency, and cost-effectiveness while requiring minimal maintenance.

Design Your Custom Boat with Us – in 4 Steps!

Create your own HDPE workboat in four easy steps:



Size: Choose your size between 5-20 meters in length.



Setup: Open console or cabin layout.



Propulsion: You choose the propulsion: outboard, inboard shaft drive or waterjet, single, twin, triple.



Options: Choose the options you need, like air conditioner, generator A-frame, seats, T-top and other equipments.



PROFESSIONALS' CHOICE IN BOATS

These boats have to be durable and safe. No matter the climate, whether it's cold or tropical, the boats need to be completely reliable at all times. Navigating in shallow or choppy seas is fine as long as you keep your hands on the wheel. No matter if you're piloting, scuba diving, patrolling, or surveying. You need to do your duty. As best as you can. Therefore, we created the Plastboat.



HDPE MATERIAL ADVANTAGES

- Impact Resistance
- HDPE does not crack
- Durability – rot resistant
- No Corrosion
- UV protection
- Low-maintenance - No need polishing or paint repair



- No vulnerable parts
- Unsinkable – lighter than water
- HDPE does not propagate flames
- Higher damping capability than aluminium and fiberglass
- 100% Recyclable



Advantages of HDPE vs fiberglass & aluminium hulls

Application	Fiberglass RHIB	Aluminium	HDPE
Impact Resistance	Poor	Good	Excellent
Repair ability	Good	Good	Excellent
Mass	Good	Excellent	Poor
General Abuse Resistance	Poor	Poor	Excellent
UV Resistance	Poor	Excellent	Excellent
Maintenance Requirements	High	High	Low
Sandy Beach Landing	Good	Good	Good
Rocky Beach Landing	Poor	Poor	Excellent
Puncture Resistance	Poor	Good	Excellent

SPECIALIZED MARITIME SOLUTIONS

- * WORKBOATS
- * HOUSE BOATS
- * PILOT BOATS
- * PATROL BOATS
- * FIRE & RESCUE BOATS



- * AMBULANCE BOATS
- * RESEARCH AND SURVEY BOATS
- * SERVICE & AGENCY BOATS
- * CREW & PASSENGER
- * FAST SUPPLY



- * DIVING BOATS
- * MILITARY AND POLICE BOATS
- * TOUR & SIGHTSEEING BOATS
- * TENDER BOATS
- * FLOATING DOCK
- * FLOATING BREAKWATER





◆ PRODUCTS ◆

**WORKBOAT
PASSENGER
FIRE & RESCUE**

**PATROL
FAST CREW
HOUSEBOAT**

**PILOT
TENDER
AGENCY**

**RESEARCH
SURVEY
TOUR BOATS**

Our boats are designed for various applications and tailored to specific needs. Our production is not limited to the models in our catalog—we continuously develop new designs. Simply let us know your requirements, and together, we will build the perfect vessel for you.



WORKBOAT **WB-51**



Type: PILOT, AGENCY, SURVEY, SERVICE, FAST SUPPLY, RESEARCH-MULTIPURPOSE, TENDER BOAT
Length: 11,00 - 18.00 meters
Beam: 3,30 - 4,60 meters
Crew: 1

Pax: 8
Building Material: Hdpe
Propulsion: Inboard Diesel or OB (twin)
Speed: 22+ kts



WORKBOAT **WB-52**




Type: PILOT, AGENCY, SURVEY, SERVICE, FAST SUPPLY, RESEARCH, MULTIPURPOSE, TENDER BOAT
Length: 11,00 - 18.00 meters
Beam: 3,30 - 4,60 meters
Crew: 1

Pax: 8
Building Material: Hdpe
Propulsion: Inboard Diesel or OB (twin)
Speed: 22+ kts



WORKBOAT **WB-53**

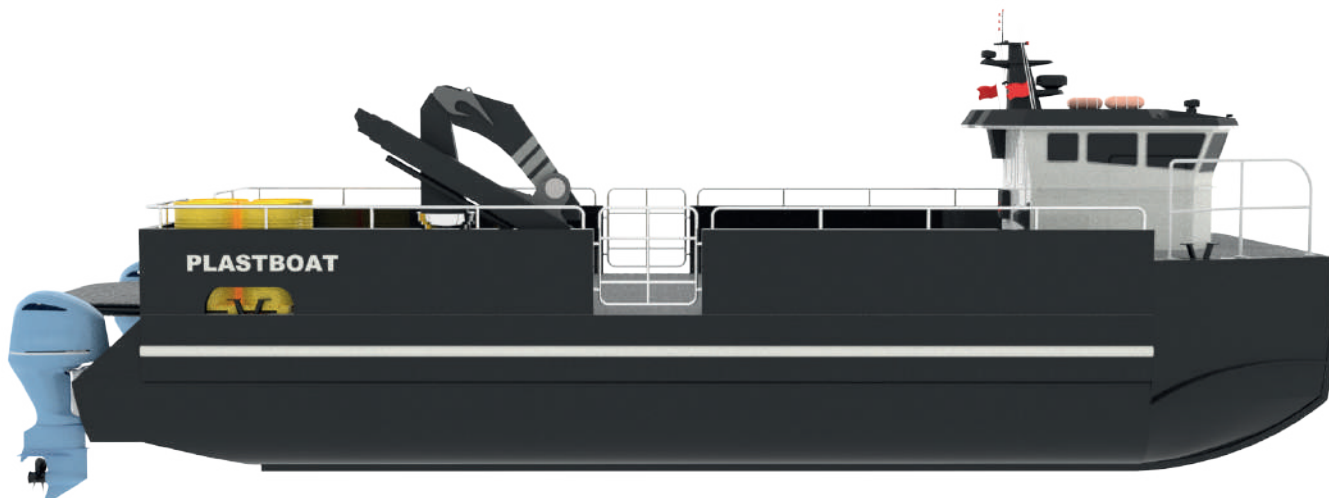


Type: PILOT, AGENCY, SURVEY, SERVICE, FAST SUPPLY, RESEARCH-MULTIPURPOSE, TENDER BOAT
Length: 11,00 - 18,00 meters
Beam: 3,30 - 4,60 meters
Crew: 1

Pax: 8
Building Material: Hdpe
Propulsion: Inboard Diesel or OB (twin)
Speed: 22+ kts




WORKBOAT **WBT-54**




Type: PILOT, AGENCY, SURVEY, SERVICE, FAST SUPPLY, RESEARCH, MULTIPURPOSE, TENDER BOAT
Length: 10,00 - 15,00 meters
Beam: 4,50 - 5,50 meters
Crew: 1

Pax: 3
Building Material: Hdpe
Propulsion: Inboard Diesel or OB (twin)
Speed: 12+ kts



WORKBOAT *WB-55*




Type: DIVING,TENDER, SERVICE,
SURVEY, FAST SUPPLY,
MULTIPURPOSE BOAT
Length: Length:5,00 - 10.00 meters
Beam: 2,50 - 3,20 meters
Crew: 1

Pax: 6
Building Material: Hdpe
Propulsion: Outboard
Engine
Speed: 30+ kts



PILOT *PLT-56*




Type: SERVICE,PILOT, AGENCY,
SURVEY, FAST SUPPLY, RESEARCH,
MULTIPURPOSE, TENDER BOAT
Length: 11,00 - 16.00 meters
Beam: 3,30 - 4,20 meters
Crew: 1

Pax: 8
Building Material: Hdpe
Propulsion: Inboard Diesel
or OB
Speed: 25+ kts



PATROL *PT-41*



Type: PATROL, MILITARY, POLICE, COAST GUARD, EMERGENCY RESPONSE, SECURITY BOAT
Length: 8,50 - 13,00 meters
Beam: 2,60 - 3,50 meters
Crew: 1

Pax: 8
Building Material: Hdpe
Propulsion: OB (twin) or Waterjet
Speed: 35+ kts



PATROL *PT-42*



Type: PATROL, MILITARY, POLICE, COAST GUARD, EMERGENCY RESPONSE, SECURITY BOAT
Length: 8,50 - 13,00 meters
Beam: 2,60 - 3,50 meters
Crew: 1

Pax: 8
Building Material: Hdpe
Propulsion: OB (twin) or Waterjet
Speed: 35+ kts




PATROL *PT-43*




Type: PATROL, MILITARY, POLICE, COAST GUARD, EMERGENCY RESPONSE, SECURITY BOAT
Length: 8,50 - 15,00 meters
Beam: 2,60 - 3,50 meters
Crew: 1

Pax: 8
Building Material: Hdpe
Propulsion: OB (twin) or Waterjet
Speed: 35+ kts



PATROL *PTC-44*



Type: PATROL, RESCUE, MILITARY, POLICE, COAST GUARD, EMERGENCY RESPONSE, SECURITY BOAT
Length: 9,00 - 15,00 meters
Beam: 2,60 - 3,50 meters
Crew: 1

Pax: 8
Building Material: Hdpe
Propulsion: OB (twin) or Waterjet
Speed: 40+ kts



PATROL *PTC-45*



Type: PATROL, RESCUE, MILITARY,
POLICE, COAST GUARD, EMERGENCY
RESPONSE, SECURITY BOAT
Length: 12,00 - 15,00 meters
Beam: 3,30 - 4,80 meters
Crew: 2

Pax: 10
Building Material: Hdpe
Propulsion: Outboard
Engines Twin , Triple
Speed: 40+ kts



PATROL *PTC-46*



Type: PATROL, RESCUE, MILITARY,
POLICE, COAST GUARD, EMERGENCY
RESPONSE, SECURITY BOAT
Length: 12,00 - 18,00 meters
Beam: 3,30 - 4,80 meters
Crew: 2

Pax: 10
Building Material: Hdpe
Propulsion: Outboard
Engines Twin , Triple
Speed: 40+ kts



FIRE & RESCUE **FR-81**



Type: FIRE FIGHTING, AMBULANCE, SAR BOATS

Length: 8,50 - 12,00 meters

Beam: 3,20 - 3,50 meters

Crew: 3

Building Material: Hdpe

Propulsion: Waterjet, Inboard Diesel Shaft Drive

Speed: 40+kts



FIRE & RESCUE **FR-82**



Type: FIRE FIGHTING, AMBULANCE, SAR BOATS

Length: 11,00 - 18,00 meters

Beam: 3,20 - 4,50 meters

Crew: 2

Pax: 4

Building Material: Hdpe

Propulsion: Outboard, Waterjet, Inboard Diesel Shaft Drive

Speed: 40+kts



AMBULANCE **AMB-83**



Type: FIRE FIGHTING, AMBULANCE, SAR BOATS

Length: 11,00 - 15,00 meters

Beam: 3,20 - 3,60 meters

Crew: 4

Pax: 6

Building Material: Hdpe

Propulsion: Waterjet,
Inboard Diesel Shaft Drive

Speed: 30+kts



PLEASURE & FISHING **PF-51**



Type: PLEASURE, HOBBY, FISHING, PRIVATE BOAT

Length: 5,00 - 9,00 meters

Beam: 2,30 - 3,20 meters

Pax: 8

Building Material: Hdpe

Propulsion: Outboard

Engines

Speed: 30+kts



CREW & PASSENGER **CR-61**



Type: CREW, PASSENGER, PILOT
Length: 12,00 - 18.00 meters
Beam: 3,30 - 4,80 meters
Crew: 2
Pax: 10

Building Material: Hdpe
Propulsion: Outboard Engines, Inboard Diesel Shaft Drive, Waterjet
Speed: 30+ kts




PASSENGER **PST-62**



Type: PASSENGER, WATER BUS, TRANSFER BOAT
Length: 12,00 - 15.00 meters
Beam: 4,50 - 5,30 meters
Crew: 2
Pax: 65

Building Material: Hdpe and Composite
Propulsion: Outboard Engines, Inboard Diesel Shaft Drive
Speed: 17+ kts



PASSENGER *PST-63*



Type: PASSENGER, WATER BUS, TRANSFER BOAT

Length: 12,00 - 15,00 meters

Beam: 4,50 - 5,30 meters


Crew: 2

Pax: 65


Building Material: Hdpe and Composite

Propulsion: Outboard Engines, Inboard Diesel Shaft Drive

Speed: 18+ kts



PASSENGER & TOUR *PSS-91*



Type: TOUR, PASSENGER, WATER BUS

Length: 12,00 - 18,00 meters

Beam: 3,30 - 5,20 meters


Crew: 2

Pax: 50


Building Material: Hdpe and Composite

Propulsion: Inboard Diesel Shaft Drive, Outboard Engines

Speed: 18+ kts



PASSENGER & TOUR *PSS-92*



Type: SIGHTSEEING, TOUR, PASSENGER, WATER BUS

Length: 10,00 - 13,00 meters

Beam: 3,30 - 5,20 meters

Crew: 2

Pax: 30

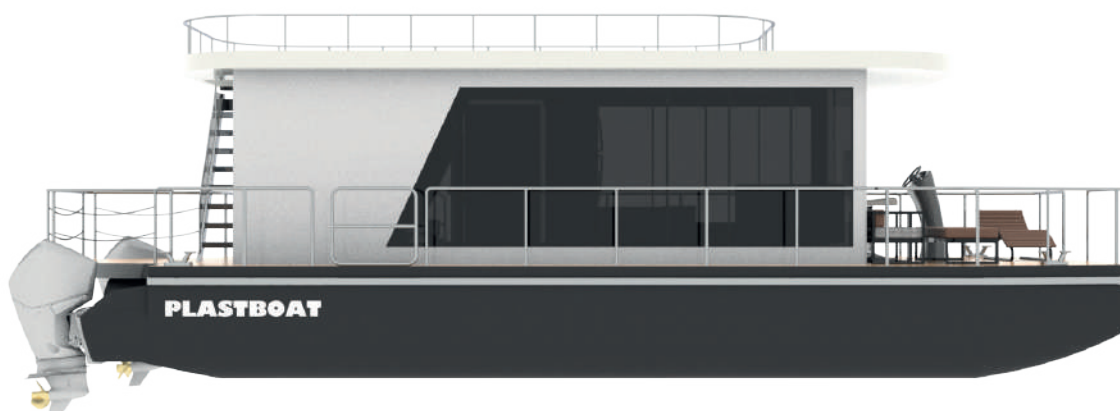
Building Material: Hdpe and Composite

Propulsion: Inboard Diesel Shaft Drive, Outboard Engines

Speed: 18+ kts



HOUSE BOAT *HB-55*



Type: SPORT ACTIVITY, CELEBRITY, HOUSE BOAT, TRIMARAN PLEASURE BOAT

Length: 10,00 - 14,00 meters

Beam: 4,50 - 5,30 meters

Pax: 12

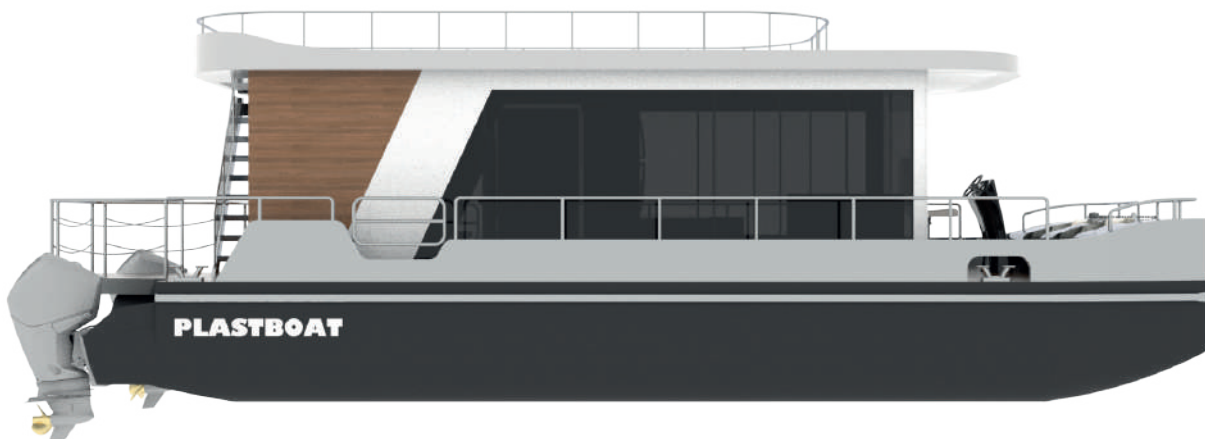
Building Material: Hdpe Hull and GRP& Composite

Propulsion: OB or Sterndrive or Inboard Diesel

Speed: 12+ kts



HOUSE BOAT *HB-56*



Type: HOUSE BOAT, HOUSE YACHT, TRIMARAN PLEASURE BOAT, LIVING, YACHT LIFE

Length: 11,50 - 16,00 meters

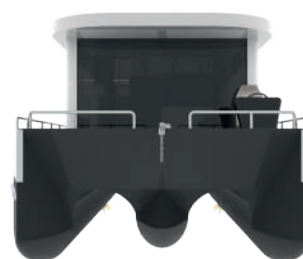
Beam: 4,50 - 5,30 meters

Pax: 12


Building Material: Hdpe Hull and GRP& Composite

Propulsion: OB or Sterndrive or Inboard Diesel

Speed: 12+ kts



HOUSE BOAT *HB-57*



Type: HOUSE BOAT, HOUSE YACHT, TRIMARAN PLEASURE BOAT, LIVING, YACHT LIFE

Length: 11,50 - 16,00 meters


Beam: 4,50 - 5,30 meters

Pax: 12

Building Material: Hdpe Hull and GRP& Composite

Propulsion: OB or Sterndrive or Inboard Diesel

Speed: 12+ kts



PLASTBOAT MILTECH

PLASTBOAT DENİZCİLİK VE TİC. LTD. ŞTİ.

☎ +90 216 504 14 25 ✉ info@plastboat.com
☎ +90 532 459 91 69 ✉ www.plastboat.com

📍 İstanbul Deri OSB Mahallesi Dolap Caddesi No: 12 H-17 Parsel
Tuzla / İstanbul / TÜRKİYE



@plastboat

